




London, Published by B. Pollock, 73. Hoxton Street, Hoxton


Scene 2.

POLLOCK'S SCENES IN CINDERELLA.


Nº 2.




London. Published by B. Pollock, 73, Hoxton Street, Hoxton




London. Published by B. Pollock, 73, Hoxton Street, Hoxton




London, Published by B. Pollock, 73, Hoxton Street, Hoxton




London. Published by B. Pollock, 73, Hoxton Street, Hoxton.



London. Published by B. Pollock, 73, Hoxton Street, Hoxton.



London. Published by B. Pollock, 73. Hoxton Street, Hoxton.



Prince Felix.

Cinderella.

Published by B. Pollock, 73
Hoxton Street
Hoxton



Guards

Prince Felix.

Alidoro.

Cinderella, trying on the Slipper.

Thisbe, Baron Pompolino, Clorinda.

POLLOCK'S CHARACTERS IN CINDERELLA.

Plate 2.

London, Published

by B. Pollock, 73, Hoxton Street, Hoxton



Hunters.

Fairy.

Alidoro.

Prince Felix Asleep.

Dandini.



Fairies.

Fairy Queen.

Fairies.

POLLOCK'S CHARACTERS IN CINDERELLA.

Plate 3.



Dandini as the Prince

Baron Pompilio 2nd dress

Thisbe, 2nd dress

Clorinda, 2nd dress

Baron Pompilio

London, Published by B. Pollock, 73, Hoxton Street, Hoxton



Cinderella

Fairy Queen in disguise

Thisbe

Clorinda

Pedro

POLLOCK'S CHARACTER DRESSES IN CINDERELLA.
London, Published by B. Pollock, 73, Hoxton Street, Hoxton

Plate 4.



Prince Felix, 2nd dress.

Cinderella, 2nd dress.

Prince Felix.

Cinderella.

Alidoro, 2nd dress.

Thsbe.

Fairy.

Pedro, 2nd dress.

Fairy.

Dancers.

Alidoro.

Clorinda.

POLLOCK'S CHARACTERS IN CINDERELLA.

Plate 5



Prince Felix.

Cinderella.



Baron Pompolino, with Proclamation. Pedro.

Fairy Queen in disguise



Prince Felix, as Dandini.

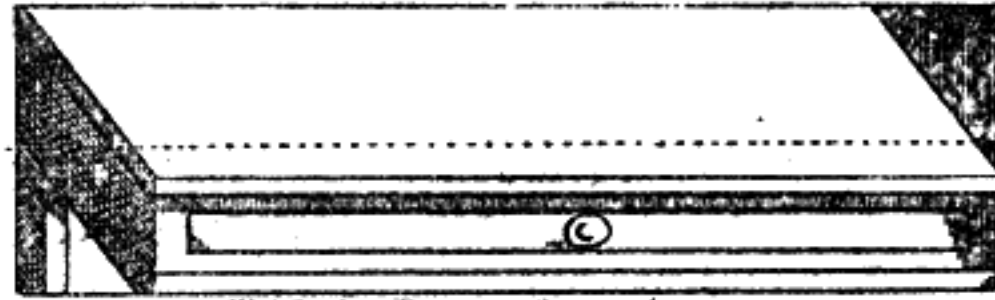
Pedro



Dandini, as the Prince. Baron Pompolino. Prince Felix.

Cinderella.

London. Published by B. Pollock, 73, Hoxton Street. Hoxton

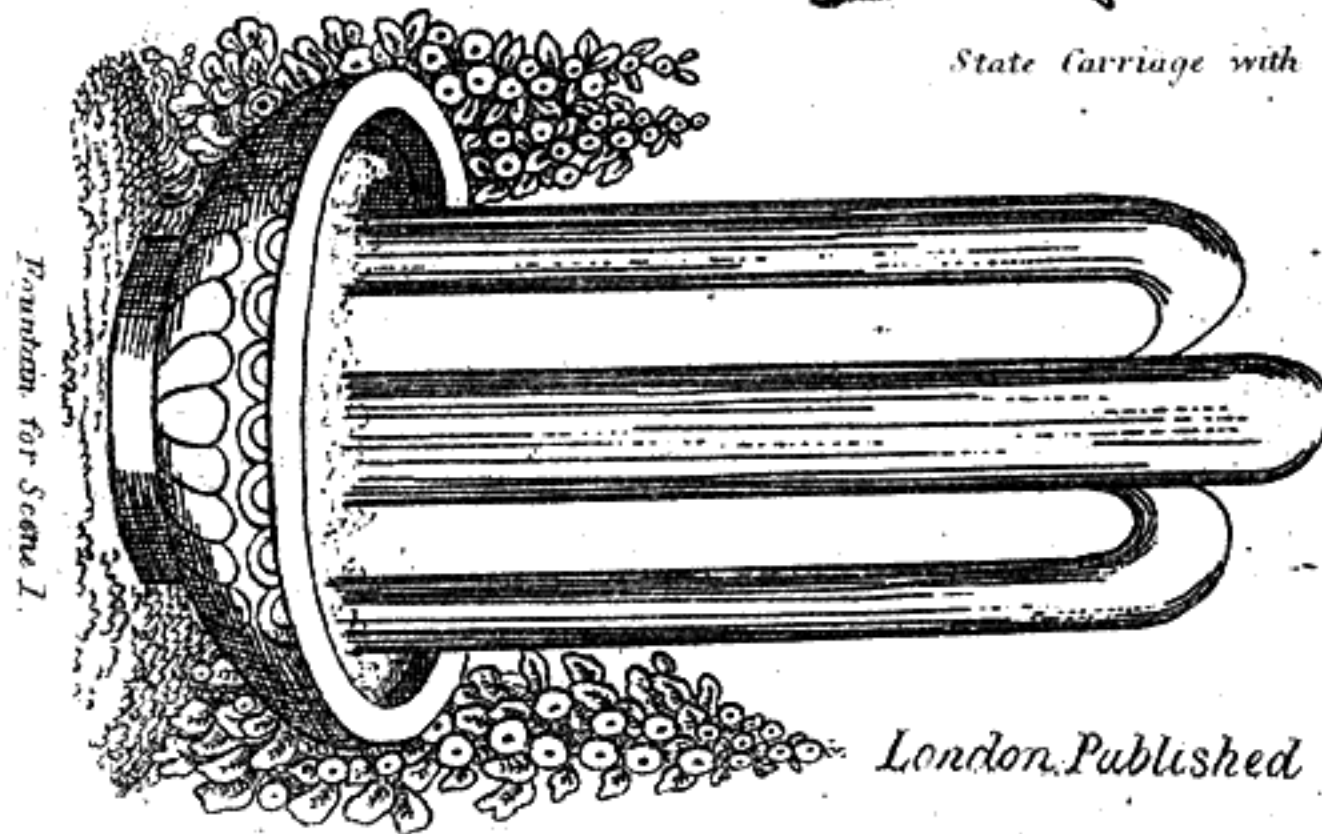


Trick for Dresser Scene 4.



State Carriage with Cinderella.

Trick for Scene 4 over the Fireplace.
FEAR NOT, BE PATIENT.
THY WOES WILL SOON END.



Front for Scene 1.



Dresser for Scene 4.

No 9

POLLOCK'S SIDE WINGS TO SUIT ANY PLAY.

attach
side wing

POLLOCK'S SIDE WINGS TO SUIT ANY PLAY.

No 9

attach
side wing

POLLOCK'S SIDE WINGS TO SUIT ANY PLAY.

No 9



London. Published by B. Pollock, 73, Horton Street, Horton.

No 9

POLLOCK'S SIDE WINGS TO SUIT ANY PLAY.

attach
side wing

POLLOCK'S SIDE WINGS TO SUIT ANY PLAY.

No 9

attach
side wing

POLLOCK'S SIDE WINGS


N^o 10.

attach
side wing

attach
side wing

POLLOCK'S SIDE WINGS

N^o 10.



London. Published by B. Pollock, 73. Hoxton Street, Hoxton

POLLOCK'S SIDE WINGS

N^o 10.

attach
side wing

attach
side wing

1713

POLLOCK'S SIDE WINGS

POLLOCK'S SIDE WINGS


N^o 13

attach
side wing

attach
side wing

POLLOCK'S SIDE WINGS

N^o 13



Published by B. Pollock, 73, Hoxton Street, Hoxton

London, P

POLLOCK'S SIDE WINGS

N^o 13

WINGS

N^o 13


POLLOCK'S SIDE W

attach
side wing

attach
side wing

attach side wing

attach side wing



London. Published by B. Pollock, 73, Hoxton Street, Hoxton.

attach side wing

attach side wing

attach side wing

attach side wing

POLLOCK'S SIDE WINGS TO SUIT ANY PLAY.



London, Published by B. Pollock, 73, Hoxton Street, Hoxton

attach side wing

attach side wing



NEW STAGE FRONT
TO BE USED FLAT OR BUILT

To be placed in the
Centre of the Top Rows

Top Pieces
Pub by H. Mathews
Acton, Middlesex

Top Pieces

Character holder

*Stand / grip for stick
(see instructions)*

