



BIKE BLOC




1




Remove wheels, chain and brakes from the top bike. Cut off the seat stay and chain. Remove handlebars and seat post from bottom bike.

2




Sit one bike on top of the other and weld them together. Add extra material to strengthen, and join the forks together so the top bike steers the bottom. Add a new chain and brakes so the top bike drives the bottom one. Repeat with two more bikes. The pair of top bikes and the pair of bottom bikes should match as closely as possible.

3




Weld in a connecting frame for people to stand on, and another near the front of the bike to make the entire unit into a rigid structure.

4



Customise! Speakers, laptops, batteries, mixers and FM transmitters make this bicycle machine into a performance space and pirate radio hub for taking to the streets. It could also carry a projector, compost toilet, extendible ladder or other modifications.



Based on designs by Chris Pepler. Taken from initial concept by Bike Bloc Copenhagen and Sound Swarm Hamburg

Disobedient Objects

V&A