



#LetsMakeWednesdays

Hack, Paper, Scissors

Today you will be remixing a game of Rock, Paper, Scissors by changing the objects in the game to give it new meaning!

You will be doing this in **Scratch**, a visual coding editor. We have already prepared a game online for you to remix.

In Scratch, a 'Sprite' is a character in your game. Costumes are the different pictures of your sprite. Look at the sprite sheet below – this shows objects from the V&A collection that you can use as characters in your game. You are going to pick 3 different sprites to replace the rock, paper and scissors in the game.

Pick 3 objects from the sprite sheet to use as your sprites

Think about how each sprite is going to win or lose to the other sprites. For example, if you chose the monkey, robot and banana, this could be your game:

Player 1 (rock) is MONKEY
Player 2 (paper) is ROBOT
Player 3 (scissors) is BANANA

- MONKEY **beats** BANANA **because** the MONKEY will eat the BANANA
- ROBOT **beats** MONKEY **because** the MONKEY is scared of the ROBOT
- BANANA **beats** ROBOT **because** the ROBOT slips on the BANANA

Do you see how each sprite wins or loses to the others? Now it's your turn! Pick your sprites and fill in the gaps below. What sprite players would you use instead of rock, paper and scissors?

Player 1 (rock) _____

Player 2 (paper) _____

Player 3 (scissors) _____

_____ **BEATS** _____
Player 1 Player 3

BECAUSE _____

_____ **BEATS** _____
Player 2 Player 1

BECAUSE _____

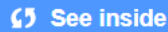
_____ **BEATS** _____
Player 3 Player 2

BECAUSE _____

Now that you've planned your sprites, let's make a game on scratch!

How do I remix the game?

Open the **Scratch** link and click the **See inside** button in the top right.

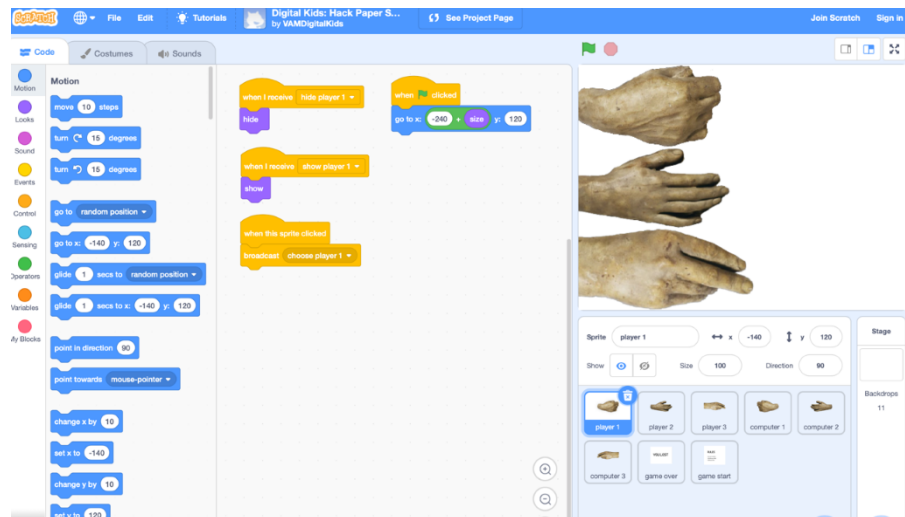
 See inside

<https://scratch.mit.edu/projects/285948623/>

You will now see the inside of the project including the code for the game. Don't worry – we won't be changing any of the code today!

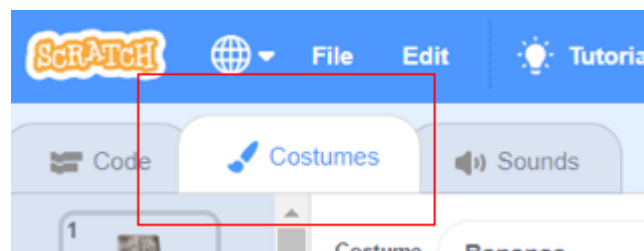
Now, let's change the sprites to match your game. You can see which **sprite** you are editing by checking which one is highlighted in the sprites panel in the bottom right of the screen. In this example below, we can see that we are editing **Player 1** because it is highlighted in blue in the bottom right. Click on the sprite you want to change.

A sprite is an object that performs actions in your game!



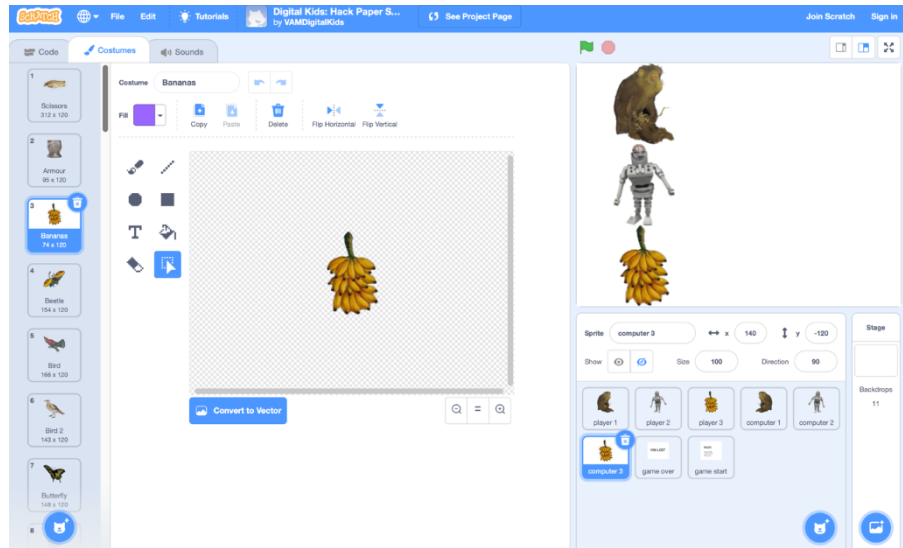
A costume is the different frames or appearances of your sprite!


Now click on the **Costumes** tab to change the picture of your sprite. Use the scrollbar on the left to see all the options, and then choose your costume!



Repeat for all sprites – make sure that you choose the same costume for the corresponding player and computer sprites. E.g. **Player 1** should have the same costume as **Computer 1**. The game won't work if they don't match. Here you can see the version of Monkey, Robot, Banana we made above:

•



When all your sprites are done, hit the  to play your remixed game of Hack, Paper, Scissors!

Want to keep remixing?

Remix this project from your own Scratch account and try to:

- Change the backdrop
- Change the text in the rules screen (hint: look at the **game start** sprite)
- Look at the code and see if you can add **sound** or change **looks** when different things happen!
- Add more sprites to 5 (or even 7) players

Scratch is developed by the Lifelong Kindergarten Group at the MIT Media Lab. See <http://scratch.mit.edu>

This game was developed with 2019 V&A Videogame Designer-in-residence Matteo Menapace.

V&A

Sprites



Armour



Bananas



Beetle



Bird



Bird 2



Butterfly



Cactus



Cactus 2



Cat



Clock



Computer



Cricket Players



Dog



Dragon



Dragon 2



Elephant



Elephant 2



Fan



Fish



Flower



Flower 2



Flower 3



Golden Mask



Grapes



Hat



Horse



Horse 2



Kettle



Leaf




Leaf 2



Lion



Monkey



Moon



Moth



Ninja Turtle



Palm Tree



Parasol



Peacock Fan



Piano



Plane



Plate



Robot Dog



Robot



Rocket



Scrubbing Brush



Spoon



String Instrument



Teddy Bear



Trophy



Turnip



Vase